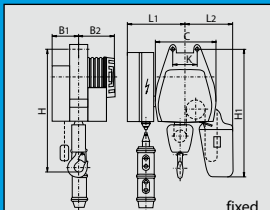
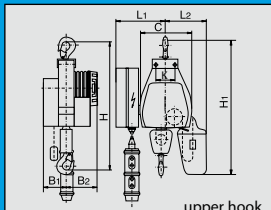


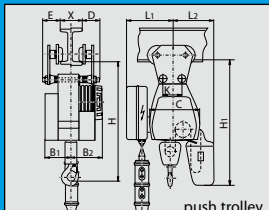
Capacity: 125-1000 kg



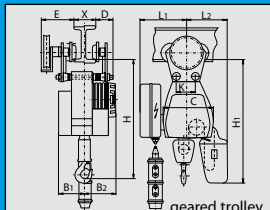
fixed



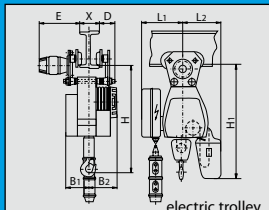
upper hook



push trolley

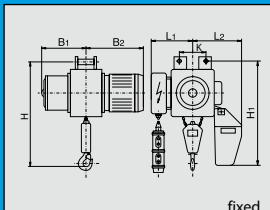


geared trolley

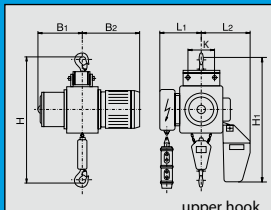


electric trolley

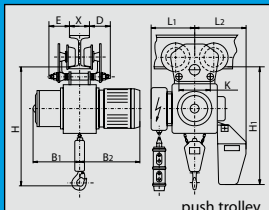
Capacity: 1000-5000 kg



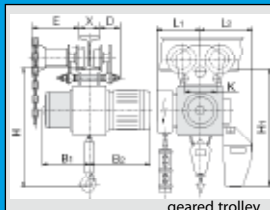
fixed



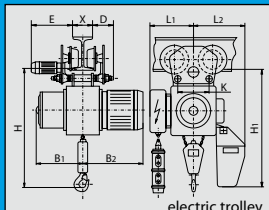
upper hook



push trolley



geared trolley



electric trolley

Power supply 380V/50Hz	Single hoisting speed		Double hoisting speed		Capacity	Chain d x t	Reeving	Electric motor for hoisting HD per hour = 240				Electric motor for traveling		„I” profile width „X” (min/max)	Min curve radius	H	H1	B1	B2	C	L1	L2	E	D	K	Net weight for h=3.2 m	
	Type	Basic	Type	Basic/micro				Basic		Basic/micro		Speed	Power													Basic	Basic/micro
	m/min	m/min	m/min	m/min				Power	ED	Power	ED	m/min	kW														
B011	8	B011M	8/2.4	125	5x15	1	0.18	40	0.18/0.06	40/10	-	-	-	-	407	518	100	142	167	225	207	-	-	55	29	-	
B031	8	B031M	8/2.4	125	5x15	1	0.18	40	0.18/0.06	40/10	-	-	-	-	513	630	100	142	167	225	207	-	-	55	30	-	
B051	8	B051M	8/2.4	125	5x15	1	0.18	40	0.18/0.06	40/10	-	-	73-90	0.8	452	565	100	142	167	225	207	45/55	45/55	55	35	-	
B071	8	B071M	8/2.4	125	5x15	1	0.18	40	0.18/0.06	40/10	-	-	73-90	0.8	452	565	100	142	167	225	207	245	45/55	55	36	-	
B091	8	B091M	8/2.4	125	5x15	1	0.18	40	0.18/0.06	40/10	20	0.04	73-90	0.8	452	565	100	142	167	225	207	170	45/55	55	38	-	
B021	4	B021M	4/1.2	250	5x15	2	0.18	40	0.18/0.06	40/10	-	-	-	-	468	518	100	142	167	225	207	-	-	55	31	-	
B041	4	B041M	4/1.2	250	5x15	2	0.18	40	0.18/0.06	40/10	-	-	-	-	574	630	100	142	167	225	207	-	-	55	33	-	
B061	4	B061M	4/1.2	250	5x15	2	0.18	40	0.18/0.06	40/10	-	-	73-90	0.8	513	565	100	142	167	225	207	45/55	45/55	55	35	-	
B081	4	B081M	4/1.2	250	5x15	2	0.18	40	0.18/0.06	40/10	-	-	73-90	0.8	513	565	100	142	167	225	207	245	45/55	55	36	-	
B101	4	B101M	4/1.2	250	5x15	2	0.18	40	0.18/0.06	40/10	20	0.04	73-90	0.8	513	565	100	142	167	225	207	170	45/55	55	38	-	
B121	8	B121M	8/2.4	250	5x15	1	0.36	40	0.36/0.10	40/10	-	-	-	-	425	518	100	142	167	225	207	-	-	55	30	-	
B032	8	B032M	8/2.4	250	5x15	1	0.36	40	0.36/0.10	40/10	-	-	-	-	549	630	100	142	167	225	207	-	-	55	32	-	
B052	8	B052M	8/2.4	250	5x15	1	0.36	40	0.36/0.10	40/10	-	-	73-90	0.8	470	565	100	142	167	225	207	45/55	45/55	55	34	-	
B072	8	B072M	8/2.4	250	5x15	1	0.36	40	0.36/0.10	40/10	-	-	73-90	0.8	470	565	100	142	167	225	207	245	45/55	55	36	-	
B092	8	B092M	8/2.4	250	5x15	1	0.36	40	0.36/0.10	40/10	20	0.04	73-90	0.8	470	565	100	142	167	225	207	170	45/55	55	39	-	
B022	4	B022M	4/1.2	500	5x15	2	0.36	40	0.36/0.10	40/10	-	-	-	-	468	518	100	142	167	225	207	-	-	55	32	-	
B042	4	B042M	4/1.2	500	5x15	2	0.36	40	0.36/0.10	40/10	-	-	-	-	597	630	100	142	167	225	207	-	-	55	36	-	
B062	4	B062M	4/1.2	500	5x15	2	0.36	40	0.36/0.10	40/10	-	-	73-90	0.8	513	565	100	142	167	225	207	45/55	45/55	55	34	-	
B082	4	B082M	4/1.2	500	5x15	2	0.36	40	0.36/0.10	40/10	-	-	73-90	0.8	513	565	100	142	167	225	207	245	45/55	55	36	-	
B102	4	B102M	4/1.2	500	5x15	2	0.36	40	0.36/0.10	40/10	20	0.04	73-90	0.8	513	565	100	142	167	225	207	270	45/55	55	39	-	
B013	8	B013M	8/2.4	500	X22	1	0.76	40	0.76/0.24	40/10	-	-	-	-	516	553	125	155	280	280	235	-	-	100	59	-	
B033	8	B033M	8/2.4	500	X22	1	0.76	40	0.76/0.24	40/10	-	-	-	-	668	705	125	155	280	280	235	-	-	100	63	-	
B053	8	B053M	8/2.4	500	X22	1	0.76	40	0.76/0.24	40/10	-	-	90-130	1.5	600	635	125	155	280	280	235	80/90	80/90	100	74	-	
B073	8	B073M	8/2.4	500	X22	1	0.76	40	0.76/0.24	40/10	-	-	90-130	1.5	600	637	125	155	280	280	235	175	80/90	100	76	-	
B093	8	B093M	8/2.4	500	X22	1	0.76	40	0.76/0.24	40/10	20	0.12	90-130	1.5	600	637	125	155	280	280	235	235	80/90	100	81	-	
B023	4	B023M	4/1.2	1000	X22	2	0.76	40	0.76/0.24	40/10	-	-	-	-	600	553	125	155	280	280	235	-	-	100	61	-	
B043	4	B043M	4/1.2	1000	X22	2	0.76	40	0.76/0.24	40/10	-	-	-	-	752	705	125	155	280	280	235	-	-	100	63	-	
B063	4	B063M	4/1.2	1000	X22	2	0.76	40	0.76/0.24	40/10	-	-	90-130	1.5	684	637	125	155	280	280	235	80/90	80/90	100	74	-	
B083	4	B083M	4/1.2	1000	X22	2	0.76	40	0.76/0.24	40/10	-	-	90-130	1.5	684	637	125	155	280	280	235	175	80/90	100	76	-	
B103	4	B103M	4/1.2	1000	X22	2	0.76	40	0.76/0.24	40/10	20	0.12	90-130	1.5	684	637	125	155	280	280	235	235	80/90	100	81	-	
BY014	8	BY014M	8/2	1000	9x27	1	1.5	40	1.5/0.33	40/10	-	-	-	-	696	562	265	360/400	-	270	250	-	-	150	103	140	
BY034	8	BY034M	8/2	1000	9x27	1	1.5	40	1.5/0.33	40/10	-	-	-	-	850	716	265	360/400	-	270	250	-	-	165	130	167	
BY054	8	BY054M	8/2	1000	9x27	1	1.5	40	1.5/0.33	40/10	-	-	110-130	2	756	620	265	360/400	-	270	250	90/110	90/110	150	135	172	
BY074	8	BY074M	8/2	1000	9x27	1	1.5	40	1.5/0.33	40/10	-	-	110-130	2	756	620	265	360/400	-	270	250	310	90/110	150	142	179	
BY094	8	BY094M	8/2	1000	9x27	1	1.5	40	1.5/0.33	40/10	20	0.12	110-130	2	756	620	265	360/400	-	270	250	240	90/110	150	145	182	
BY024	4	BY024M	4/1	2000	9x27	2	1.5	40	1.5/0.33	40/10	-	-	-	-	830	562	265	360/400	-	270	250	-	-	150	108	145	
BY044	4	BY044M	4/1	2000	9x27	2	1.5	40	1.5/0.33	40/10	-	-	-	-	1035	767	265	360/400	-	270	250	-	-	150	135	172	
BY064	4	BY064M	4/1	2000	9x27	2	1.5	40	1.5/0.33	40/10	-	-	110-130	2	890	620	265	360/400	-	270	250	90/110	90/110	150	140	177	
BY084	4	BY084M	4/1	2000	9x27	2	1.5	40	1.5/0.33	40/10	-	-	110-130	2	890	620	265	360/400	-	270	250	310	90/110	150	147	184	
BY104	4	BY104M	4/1	2000	9x27	2	1.5	40	1.5/0.33	40/10	20	0.12	110-130	2	890	620	265	360/400	-	270	250	240	90/110	150	150	187	
BY098	5	BY098M	5/1.04	3200	13x36	1	4.5	40	4.8/1	40/20	20	0.25	130-150	3.5	968	1328	345	449/513	-	325	400	265	128	200	240	280	
BY107	4	BY107M	4/0.85	5000	13x36	2	4.5	40	4.8/1	50/25	20	0.37	130-150	3.5	1030	1330	345	459/543	-	325	400	298	140	225	310	350	
BY018	5	BY018M	5/1.04	3200	13x36	1	4.5	40	4.8/1	40/20	-	-	-	-	895	1255	345	447/513	-	325	400	-	-	200	160	200	
BY038	5	BY038M	5/1.04	3200	13x36	1	4.5	40	4.8/1	40/20	-	-	-	-	113												